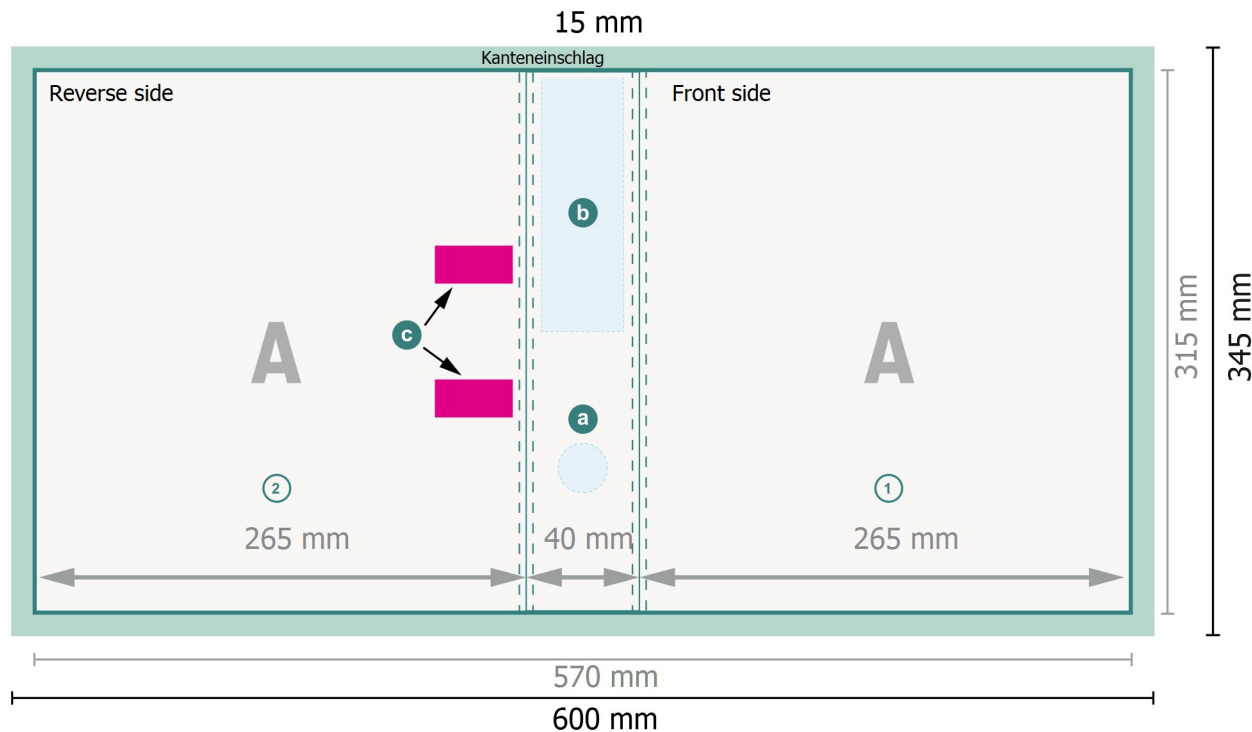


# Datasheet

## Ring binders, A4, 2,5 cm capacity

up to A4



- a** Griffloch
- b** Rückentasche
- c** Bereich zur Befestigung der Mechanik.

### Please note:

Allow for trim allowance and safety margin according to instructions.

Arrange background graphics, images or graphics up to the edge of the data format.

Tolerances may occur during production due to cutting, punching and folding processes.

Printing data: Instructions and templates can be found under the menu item *Printing data at*

### Data format:

60 x 34,5 cm

### Trimmed size:

57 x 31,5 cm

### Trimmed size (closed):

26,5 x 31,5 cm

### bleed:






15 mm

### Safety margin:

4 in

Maintaining space between the text/information and the edge of the trimmed format prevents undesirable cuts.

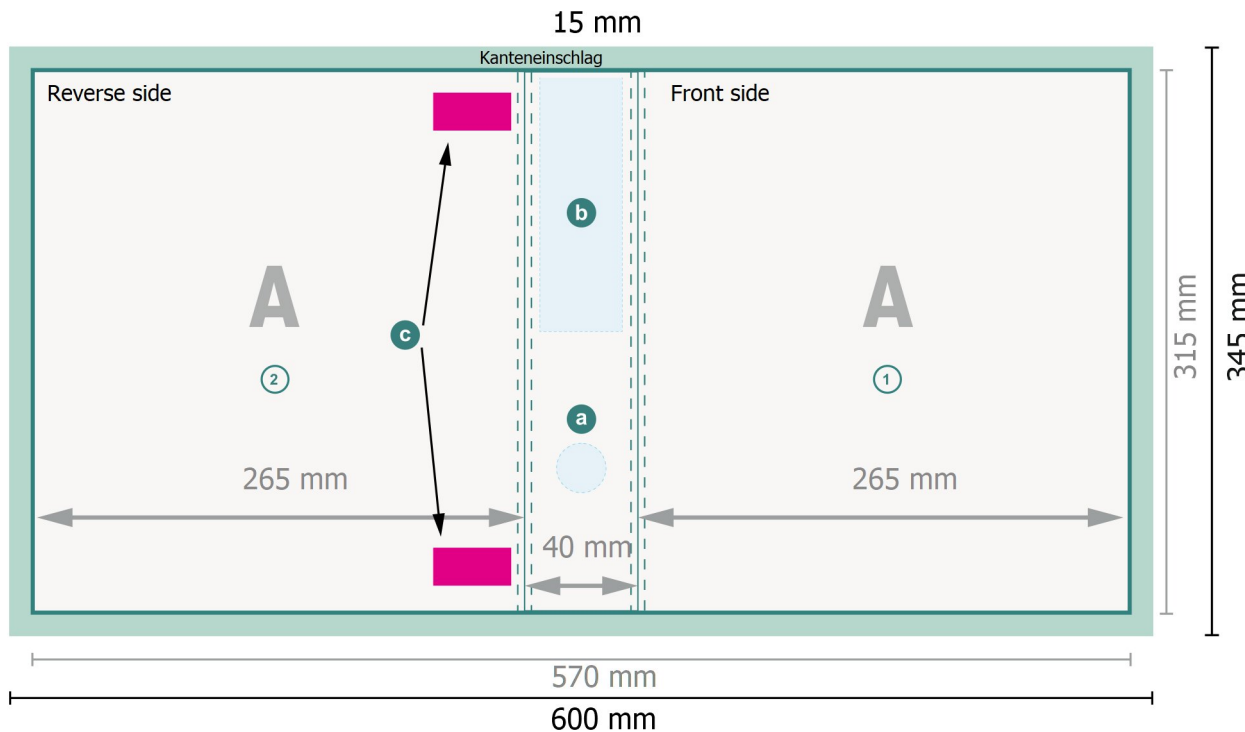
### Explanation of symbols

-  Bleed
-  Reading direction
-  Trimmed size
-  Data format
-  Creasing/Folding

# Datasheet

Ring binders, A4, 2,5 cm capacity

up to A4



- a Griffloch
- b Rückentasche
- c Bereich zur Befestigung der Mechanik.

## Please note:

Allow for trim allowance and safety margin according to instructions.

Arrange background graphics, images or graphics up to the edge of the data format.

Tolerances may occur during production due to cutting, punching and folding processes.

Printing data: Instructions and templates can be found under the menu item *Printing data at*

**Data format:**  
60 x 34,5 cm

**Trimmed size:**  
57 x 31,5 cm

**Trimmed size (closed):**  
26,5 x 31,5 cm

**bleed:**  
15 mm

**Safety margin:**  
4 in

Maintaining space between the text/information and the edge of the trimmed format prevents undesirable cuts.

## Explanation of symbols

- Bleed
- Reading direction
- Trimmed size
- Data format
- Creasing/Folding